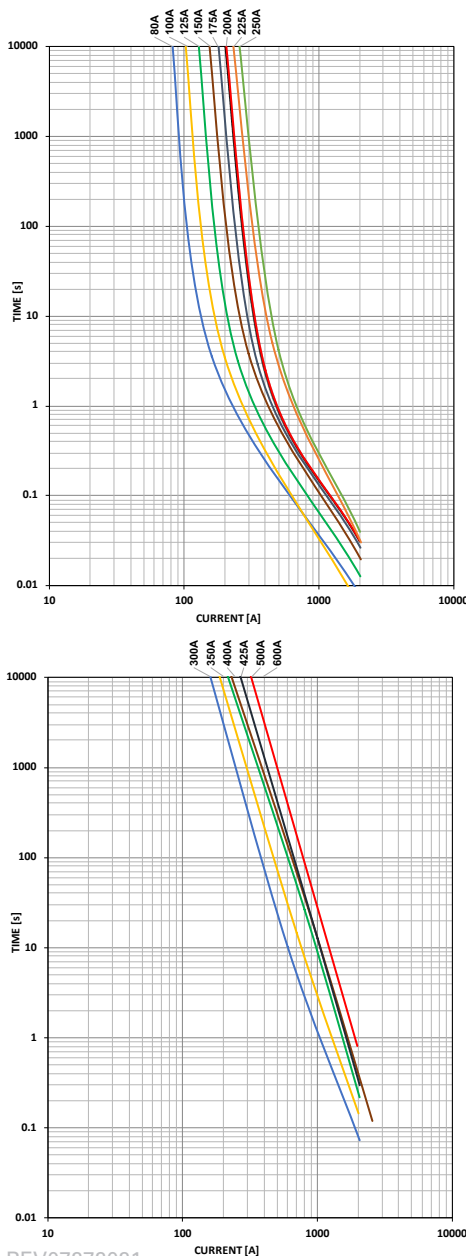




ZCASE M10 Bolt Down Single 32V Fuse

Time-Current Characteristic Curves



ZCASE M10 Bolt Down Single 32V Fuse

The Single ZCASE is a Minimal Footprint Bolt Down Fuse with a wide rating range up to 600A in the same packaging size. The Time Current characteristic is similar to the well known MEGA Design and can be used as full wire protection until 250A. Higher ratings mostly used for typically Starter Fuse application as a protector fuse. The fuse design is optimized for a one bolt connection M10 and can be used directly on a battery post or busbar connection

Specifications

Voltage Rating:	32 VDC
Interrupting Rating:	2000A @ 32 VDC
Recommended Environmental Temperature:	-40°C to +125°C
Housing Material:	PPA-GF33HS (U.L. 94 Flammability rating - HB)
Terminals Material:	Tin Plated Copper Alloy
Insulating Tube:	Out of Ceramic
Net Weight Per Fuse:	22±10% gr
Mounting Torque M10:	18±2 Nm

RoHS

Ordering Information

Part Number	Rating	Package Size
3298XXX.ZXM10	80 - 600 & SHUNT	480

Time-Current Characteristics

% of Rating	Opening Time Min / Max (s)		
	40A - 250A	300A - 500A	600A
50	- / -	14,400 / ∞	14,400 / ∞
100	14,400 / ∞	- / -	- / -
135	120 / 1800	- / -	- / -
200	1 / 15	1 / 40	1 / 40
350	0.3 / 5	0.3 / 5	0.3 / 5
500	- / -	- / -	0.1 / 1
600	0.1 / 1	0.1 / 1	- / -

Ratings

Part number	Current Rating (A)	Test Cable Size (mm²)	Typ. Voltage Drop (mV)	Typ. Cold Resistance (mΩ)	Typ. I²t (A²s)
3298080._	80	10	95	0.78	32,000
3298100._	100	16	80	0.57	23,200
3298125._	125	16	90	0.46	51,000
3298150._	150	25	78	0.34	81,600
3298175._	175	25	97	0.29	108,600
3298200._	200	35	94	0.26	126,400
3298225._	225	35	80	0.18	126,900
3298250._	250	50	82	0.17	160,900
3298300._ ²	300	35	28 ³	0.14	305,300
3298350._ ²	350	35	29 ³	0.10	583,900
3298400._ ²	400	50	27 ³	0.08	913,300
3298425._ ^{1,2}	425	50	27 ³	0.08	602,770
3298500._ ²	500	50	32 ³	0.08	1,250,000
3298600._ ^{1,2}	600	50	32 ³	0.05	3,140,000
3298900._ ¹	SHUNT	50	34	---	---

* Note 1: Not mentioned in ISO standards

* Note 2: Short Circuit Protector only

* Note 3: Voltage Drop measurements for short circuit protectors taken at 50% of rated current.

The I²t value is calculated from the breaking capacity tests by using the current time profile before the arcing occurs.

REV07272021

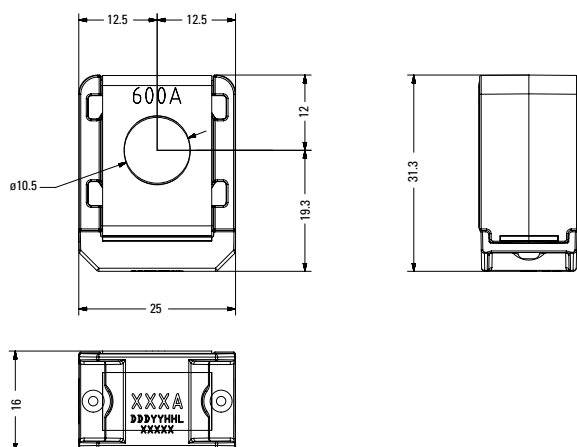
Littelfuse® products are not designed for, and shall not be used for, any purpose (including, without limitation, automotive, military, aerospace, medical, life-saving, life-sustaining or nuclear facility applications, devices intended for surgical implant into the body, or any other application in which the failure or lack of desired operation of the product may result in personal injury, death, or property damage) other than those expressly set forth in applicable Littelfuse® product documentation. Warranties granted by Littelfuse® shall be deemed void for products used for any purpose not expressly set forth in applicable Littelfuse® documentation. Littelfuse® shall not be liable for any claims or damages arising out of products used in applications not expressly intended by Littelfuse® as set forth in applicable Littelfuse® documentation. The sale and use of Littelfuse® products is subject to Littelfuse Terms and Conditions of Sale, unless otherwise agreed by Littelfuse®.

High Current Fuses

ZCASE M10 Bolt Down Single 32V Fuse

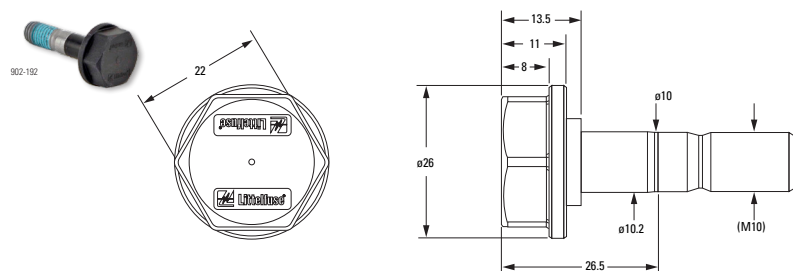
Dimensions

Dimensions in mm for reference only. See outline drawing for dimensions and tolerances.



Assembly Components (sold separately)

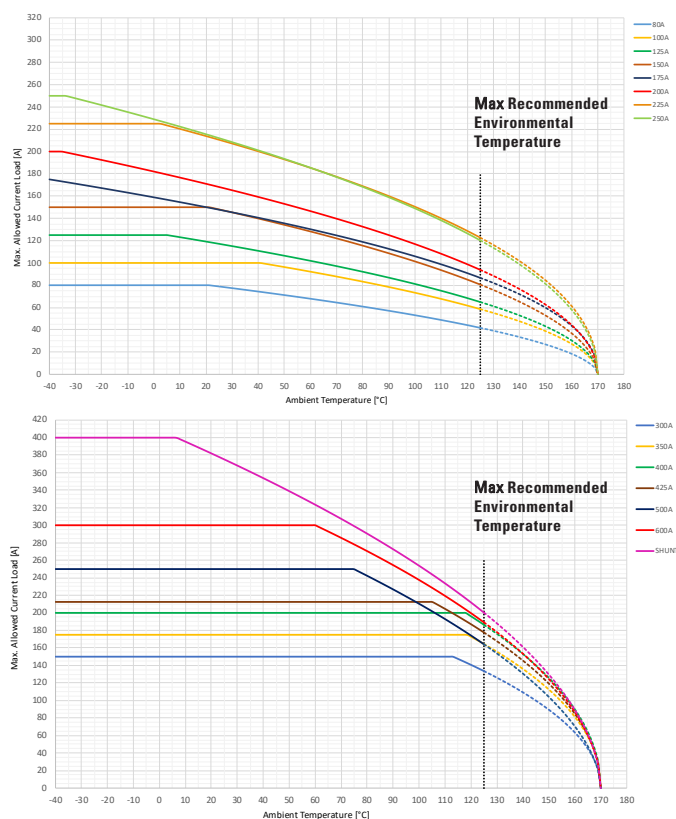
Part No.	Description
902-192	Insulated M10 Bolt (Required for installation/operation)



Please contact your Littelfuse representative for application support and information on mating hardware.

Typical Derating Of Fuse Melting Element

Temperature Security Margin is 20%
Please Contact Littelfuse® For Details Regarding Derating Test Set Up



Temperature Table

	max. allowed current load [A] at ambient temperature (typical derating)						
	-40°C	0°C	20°C	65°C	85°C	110°C	125°C
80A	80	80	80	66	59	49	42
100A	100	100	100	90	81	68	59
125A	125	125	119	100	89	75	65
150A	150	150	150	125	112	94	81
175A	175	159	150	128	116	99	87
200A	200	182	171	143	129	108	94
225A	225	225	214	181	165	140	123
250A	250	229	215	181	164	138	120
300A	150	150	150	150	150	150	134
350A	175	175	175	175	175	175	164
400A	200	200	200	200	200	200	186
425A	213	213	213	213	213	205	178
500A	250	250	250	250	235	193	164
600A	300	300	300	293	263	219	189
SHUNT	250	250	250	250	235	193	164

All ZCASE Derating curves were performed on the specific fixture as shown in the picture.

A 50mm² Cu wire was mounted at the opposite fuse side of the metal bar as current feed.



Derating curves may change depending on the final condition of the application (terminals characteristics, wire size exc...). Please ask Littelfuse® for more information.

REV07272021

Littelfuse® products are not designed for, and shall not be used for, any purpose (including, without limitation, automotive, military, aerospace, medical, life-saving, life-sustaining or nuclear facility applications, devices intended for surgical implant into the body, or any other application in which the failure or lack of desired operation of the product may result in personal injury, death, or property damage) other than those expressly set forth in applicable Littelfuse® product documentation. Warranties granted by Littelfuse® shall be deemed void for products used for any purpose not expressly set forth in applicable Littelfuse® documentation. Littelfuse® shall not be liable for any claims or damages arising out of products used in applications not expressly intended by Littelfuse® as set forth in applicable Littelfuse® documentation. The sale and use of Littelfuse® products is subject to Littelfuse Terms and Conditions of Sale, unless otherwise agreed by Littelfuse®.