



Parker Legris Blowguns: A Large Selection to Suit All Applications

aerospace
climate control
electromechanical
filtration
fluid & gas handling
hydraulics
pneumatics
process control
sealing & shielding



ENGINEERING YOUR SUCCESS.



Together, we can connect you to the best in technology. Better than ever before.

In the updated edition of the Parker Legris catalogue, we have developed the content, structure and layout to enable you to find the products and information you require as quickly as possible. 31 complementary ranges and more than 1000 additional part numbers have been included, widening the choice of solutions available in order to meet your requirements more effectively. By putting our knowledge and expertise at your fingertips, we strive to provide the day-to-day support you need when designing your industrial equipment.



aerospace
 climate control
 electromechanical
 filtration
 fluid & gas handling
 hydraulics
 pneumatics
 process control
 sealing & shielding



ENGINEERING YOUR SUCCESS.

Blowgun Range

Polymer Blowguns

Standard

0659
Page 5



Safety

0654
Page 5



SUVA Safety

0654
Page 5



Energy-Saving

0653
Lower Connection
Interchangeable Nozzle
Page 6



0653
Lower Connection
Page 6



With Interchangeable Nozzle

0652
Lower Connection
Page 6



0655
Upper Connection
Page 6



Pre-Assembled with Nozzle

0651
Lower Connection
Page 7



0658
Upper Connection
Page 7



0656
Lower Connection
Page 7



0657
Upper Connection
Page 7



Merchandising Box

065.. 13 02
Page 8



Nozzles for Polymer Blowguns

0690 01
Standard
Page 9



0690 02
Safety
Page 9



0690 03
Straight Tube (long)
Page 9



0690 04
Straight Tube (short), Safety
Page 9



0690 05
Angled Tube (long)
Page 9



0690 06
Angled Tube (short) Safety
Page 10



0690 06 01
Angled Tube (short)
Page 10



0690 07
LF 3000® Nozzle
Page 10



0690 08
Coanda
Page 10



0690 09
Air Screen
Page 10



0690 10
Booster
Page 11



0690 11
Booster with Air Screen
Page 11



Metal Blowguns

Lever-Operated

0623
Page 13



Button-Operated

0622
Page 13



Water Pistol

2299
Page 13



2299
Page 13



Blowgun Kits

0631..09
Standard
Page 15



0631..01
Safety
Page 15



0631..30
Safety, SUVA-Certified
Page 15



0631..23
Energy-Saving
Page 15



0631..03
0631..02
Standard Nozzle
Page 16



0631..05
0631..04
Angled Nozzle, Safety
Page 16



0631..07
0631..06
Interchangeable Nozzle
Page 17



0631..08
Energy-Saving
Interchangeable Nozzle
Page 17



Polymer Blowguns

The Parker Legris polymer blowgun offers **ease of use**, **energy savings**, adaptability and efficiency. These blowguns comply with **international regulations** for health, **safety** and **noise** levels.

Product Advantages

Quality & Performance

- Comply with international standards for noise and pressure regulation
- Powerful flow with progressive control
- Rotating nozzle for directional jet
- Durable, shock-resistant materials
- 100% leak and flow-tested in production
- Date coding to guarantee quality and traceability

Safety & Sustainable Development

- 40% energy consumption reduction with Energy-Saving model
- Complete user safety with the Safety model
- Wide selection of nozzles which comply with noise and pressure level regulations
- SUVA-certified blowgun combining all advantages of energy-saving and safety models

Ergonomics & Versatility

- Comfortable to use
- Lightweight and easy to use
- Wide range of models and nozzles for optimum blowing power and flow rate
- Lower or upper connection



Manufacturing Workshops

- Cleaning
- Blowing
- Mixing
- Ejection
- Cooling
- Packaging

Applications

Technical Characteristics

Compatible Fluids	Compressed air Other fluids: contact us
Working Pressure	0 to 10 bar
Working Temperature	Air: -15°C to +50°C Dry air: -20°C to +80°C
Tubes	Recoil tubes and hose

Regulations

Compliance for all blowguns:

DI: 97/23/EC (PED)
DI: 2002/95/EC (RoHS), 2011/65/EC
DI: 1907/2006 (REACH)
SUVA: 7030d and 7030e

Protection of design

All designs and models of Parker Legris blowguns have been registered with the following numbers:
13 224 / 13 225 / 13 226.

Compliance for specific blowguns:

DI: 1910.242 (b) [OSHA]
The static pressure must be less than 30 psi in case the nozzle becomes blocked.
DI: 1910.95 (b) [OSHA]
The noise level must be less than 90 dBA over 8 hours' exposure.
DI: 2003/10/EC
Regulation relating to exposure to noise, particularly with regard to risks to hearing. The noise level must be less than 87 dBA.


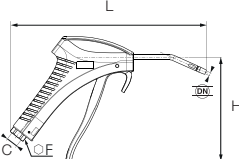


Component Materials



Silicone-free

Polymer Blowguns

0659 Standard Blowgun, Lower Connection with Short Angled Nozzle, Female BSPP Thread

	Technical polymer, nickel-plated brass, treated aluminium, NBR 	C  	F H L kg
		G1/4 3.5 0659 00 13	20 120 223 0.072

Nozzle: aluminium, NPT version available.


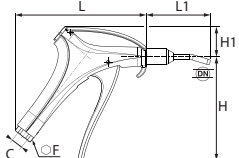


Progressive flow depending on the trigger position

Trigger position (mm)	Flow (Nl/min)
0	0
10	0
20	25
30	185
40	442
50	471

Pressure: 6 bar

- 475 Nl/min
- 82 dBA
- OSHA 1910.242 (b)
- OSHA 1910.95 (b)
- 2003/10/EC directive: Requirement to use ear protection if exposure > 8 hours

0654 Safety Blowgun, Lower Connection, Female BSPP Thread

	Technical polymer, nickel-plated brass, NBR 	C  	F H H1 L L1 kg
		G1/4 3 0654 00 13	20 117 35 148 73 0.189

Nozzle: nickel-plated brass, NPT version available.



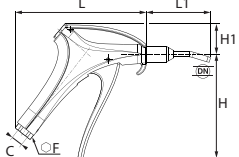


Progressive flow depending on the trigger position

Trigger position (mm)	Flow (Nl/min)
0	0
10	0
20	15
30	148
40	238
50	256

Pressure: 6 bar

- 250 Nl/min
- 80 dBA
- OSHA 1910.242 (b)
- OSHA 1910.95 (b)
- 2003/10/EC directive: No ear defenders necessary

0654 SUVA Safety Blowgun, Lower Connection, Female BSPP Thread

 	Technical polymer, nickel-plated brass, NBR 	C  	F H H1 L L1 kg
		G1/4 3 0654 01 13	20 117 35 148 73 0.189

Nozzle: nickel-plated brass, NPT version available.

Progressive flow depending on the trigger position

Trigger position (mm)	Flow (Nl/min)
0	0
10	0
20	15
30	120
40	120
50	120

Pressure: 6 bar

- 120 Nl/min
- 80 dBA
- OSHA 1910.242 (b)
- OSHA 1910.95 (b)
- 2003/10/EC directive: No ear defenders necessary
- SUVA: 7030d and 7030e

 Maximum Flow Rate (tolerance +/-10%)	 Noise Level ISO 15744	 Diffusion Cone	 Compliance with Standards
--	---	--	---

Operation: Safety Blowgun



Flow stopped completely and pressure reduced to 0.5 bar

Operation: Blowgun with Safety Nozzle




Flow diverted and pressure reduced to 0.5 bar



Polymer Blowguns

0653 Energy-Saving Blowgun, Lower Connection with Interchangeable Nozzle, Female BSPP Thread

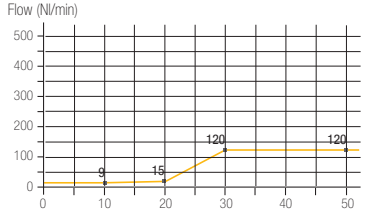


Technical polymer, nickel-plated brass, NBR

C	C1		F	H	H1	L	kg
G1/4	M12x1.25	0653 66 13	20	117	34	147	0.144

Flow characteristics depend on the type of nozzle used. Delivered without nozzle.
A value calculator for energy savings is available.


Progressive flow depending on the trigger position



Pressure: 6 bar

- 120 Nl/min Whatever the type of nozzle
- 80 dBA Noise level measured without nozzle
- OSHA 1910.242 (b): Depends on type of nozzle
OSHA 1910.95 (b)
2003/10/EC directive:
No ear defenders necessary

0653 Energy-Saving Blowgun, Lower Connection with Short Angled Nozzle, Female BSPP Thread

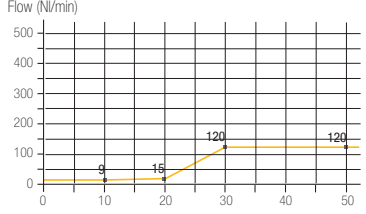


Technical polymer, nickel-plated brass, NBR

C	C1		F	H	H1	L	L1	kg
G1/4	M12x1.25	0653 02 13	20	117	34	147	81	0.147

Flow characteristics depend on the type of nozzle used. Delivered without nozzle.
A value calculator for energy savings is available.


Progressive flow depending on the trigger position



Pressure: 6 bar

- 120 Nl/min Flow produced with nozzle 0690 01 00
- 80 dBA Noise level measured without nozzle
- OSHA 1910.242 (b): Depends on type of nozzle
OSHA 1910.95 (b)
2003/10/EC directive:
No ear defenders necessary


0652 Progressive Control Blowgun, Lower Connection with Interchangeable Nozzle, Female BSPP Thread



Technical polymer, nickel-plated brass, NBR

C	C1		F	H	H1	L	kg
G1/4	M12x1.25	0652 66 13	20	117	34	147	0.163


Flow characteristics depend on the type of nozzle used.
Delivered without nozzle.



Pressure: 6 bar

- Depending on the type of nozzle
- 86 dBA Noise level measured without nozzle
- OSHA 1910.242 (b): Depends on type of nozzle
OSHA 1910.95 (b)
2003/10/EC directive:
Requirement to use ear protection if exposure > 8 hours


0655 Progressive Control Blowgun, Upper Connection with Interchangeable Nozzle, Female BSPP Thread



Technical polymer, nickel-plated brass, NBR

C	C1		F	H	H1	L	kg
G1/4	M12x1.25	0655 66 13	20	117	37	145	0.163

Flow characteristics depend on the type of nozzle used.
Delivered without nozzle.




Pressure: 6 bar

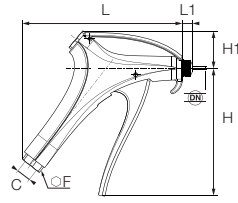
- Depending on the type of nozzle
- 86 dBA Noise level measured without nozzle
- OSHA 1910.242 (b): Depends on type of nozzle
OSHA 1910.95 (b)
2003/10/EC directive:
Requires ear defenders to be used when exposure is > 8 hours

Polymer Blowguns

0651 Progressive Control Blowgun, Lower Connection with Standard Nozzle, Female BSPP Thread



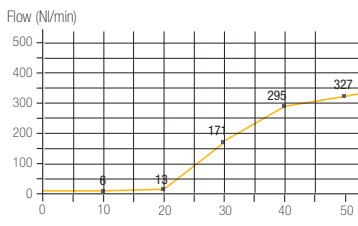
Technical polymer, nickel-plated brass, NBR



C	DN		F	H	H1	L	L1	kg
G1/4	2.5	0651 66 13	20	117	34	147	10	0.168

Nozzle: nickel-plated brass

Progressive flow depending on the trigger position



Flow (Nl/min)

Pressure: 6 bar


Trigger position (mm)

327 Nl/min Flow produced with nozzle **0690 01 00**

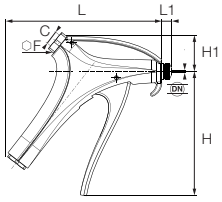
86 dBA

OSHA 1910.95 (b)
2003/10/EC directive:
Requirement to use ear protection if exposure > 8 hours

0658 Progressive Control Blowgun, Upper Connection with Standard Nozzle, Female BSPP Thread



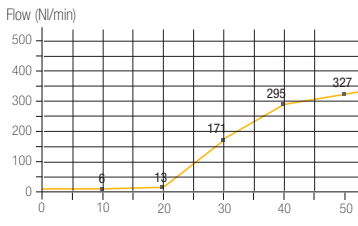
Technical polymer, nickel-plated brass, NBR



C	DN		F	H	H1	L	L1	kg
G1/4	2.5	0658 66 13	20	117	37	145	10	0.195

Nozzle: nickel-plated brass

Progressive flow depending on the trigger position



Flow (Nl/min)

Pressure: 6 bar


Trigger position (mm)

327 Nl/min Flow produced with nozzle **0690 01 00**

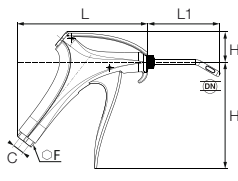
86 dBA

OSHA 1910.95 (b)
2003/10/EC directive:
Requirement to use ear protection if exposure > 8 hours

0656 Safety Progressive Control Blowgun, Lower Connection with Short Angled Nozzle, Female BSPP Thread



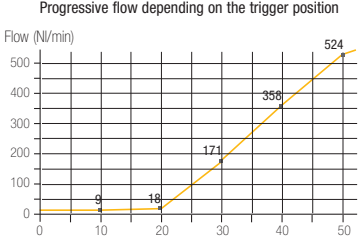
Technical polymer, nickel-plated brass, NBR



C	DN		F	H	H1	L	L1	kg
G1/4	2.5	0656 66 13	20	117	34	147	81	0.173

Nozzle: nickel-plated brass

Progressive flow depending on the trigger position



Flow (Nl/min)

Pressure: 6 bar


Trigger position (mm)

524 Nl/min Flow produced with nozzle **0690 06 01**

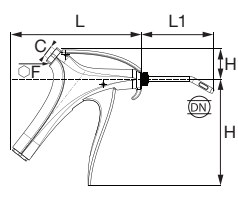
86 dBA

OSHA 1910.242 (b)
OSHA 1910.95 (b)
2003/10/EC directive:
Requirement to use ear protection if exposure > 8 hours

0657 Safety Progressive Control Blowgun, Upper Connection with Short Angled Nozzle, Female BSPP Thread



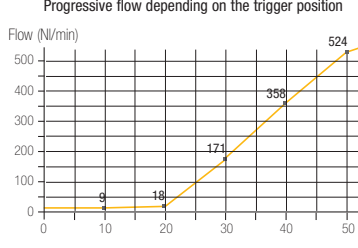
Technical polymer, nickel-plated brass, NBR



C	DN		F	H	H1	L	L1	kg
G1/4	2.5	0657 66 13	20	117	37	145	82	0.168

Nozzle: nickel-plated brass

Progressive flow depending on the trigger position



Flow (Nl/min)

Pressure: 6 bar

Trigger position (mm)




524 Nl/min Flow produced with nozzle **0690 06 01**

86 dBA




OSHA 1910.242 (b)
OSHA 1910.95 (b)
2003/10/EC directive:
Requirement to use ear protection if exposure > 8 hours

Merchandising Box of Polymer Blowguns




0659 Merchandising Box - Standard Blowguns

			L	H	L1	kg
		0659 00 13 02	28	16	20	1.720
The box includes 10 blowguns 0659 00 13						




0654 Merchandising Box - Safety Blowguns

			L	H	L1	kg
		0654 00 13 02	28	16	20	1.890
The box includes 10 blowguns 0654 00 13						




0654 Merchandising Box - SUVA Safety Blowguns

			L	H	L1	kg
		0654 01 13 02	28	16	20	1.890
The box includes 10 blowguns 0654 01 13						

0653 Merchandising Box - Energy-Saving Blowguns


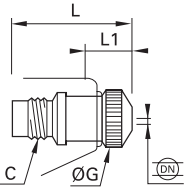






			L	H	L1	kg
		0653 02 13 02	28	16	20	1.730
The box includes 10 blowguns 0653 02 13						

0656 Merchandising Box - Progressive Control Blowguns


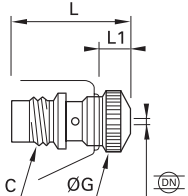






			L	H	L1	kg
		0656 66 13 02	28	16	20	1.730
The box includes 10 blowguns 0656 66 13						

Nozzles for Polymer Blowguns


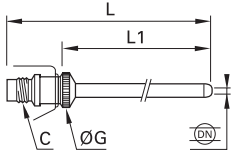






0690 01 Standard Nozzle

	<p>Nickel-plated brass</p> 	<p>C  </p>	<p>G L L1 kg</p>
		<p>M12x1.25 2.5 0690 01 00</p>  <p>327 Nl/min  86 dBA  23°</p> <ul style="list-style-type: none"> Versatile use Progressive and powerful air jet <p> OSHA 1910.95 (b) 2003/10/EC directive: Requirement to use ear protection if exposure > 8 hours</p>	<p>15 31 9 0.024</p>


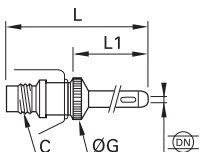






0690 02 Safety Nozzle

	<p>Nickel-plated brass</p> 	<p>C  </p>	<p>G L L1 kg</p>
		<p>M12x1.25 2.5 0690 02 00</p>  <p>315 Nl/min  83 dBA  26°</p> <ul style="list-style-type: none"> Fluidised Powders Air screen effect Safety: avoids the nozzle becoming completely blocked <p> OSHA 1910.95 (b)/1910.242 (b) 2003/10/EC directive: Requirement to use ear protection if exposure > 8 hours</p>	<p>15 31 9 0.024</p>


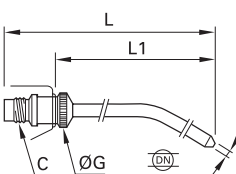






0690 03 Straight Nozzle (Long)

	<p>Nickel-plated brass</p> 	<p>C  </p>	<p>G L L1 kg</p>
		<p>M12x1.25 2.5 0690 03 00</p>  <p>386 Nl/min  82 dBA  21°</p> <ul style="list-style-type: none"> Restricted Access Progressive and powerful air jet <p> OSHA 1910.95 (b) 2003/10/EC directive: Requirement to use ear protection if exposure > 8 hours</p>	<p>15 332 307 0.068</p>

0690 04 Safety Straight Nozzle (Short)

	<p>Nickel-plated brass</p> 	<p>C  </p>	<p>G L L1 kg</p>
		<p>M12x1.25 2.5 0690 04 00</p>  <p>410 Nl/min  82 dBA  21°</p> <ul style="list-style-type: none"> Restricted Access Air screen effect and directional jet Safety: avoids the nozzle becoming completely blocked <p> OSHA 1910.242 (b)/ OSHA 1910.95 (b) 2003/10/EC directive: Requirement to use ear protection if exposure > 8 hours</p>	<p>15 102 77 0.033</p>

0690 05 Angled Nozzle (Long)

	<p>Nickel-plated brass</p> 	<p>C  </p>	<p>G L L1 kg</p>
		<p>M12x1.25 2.5 0690 05 00</p>  <p>354 Nl/min  82 dBA  21°</p> <ul style="list-style-type: none"> Restricted or distant access Progressive and powerful air jet 360° rotation <p> OSHA 1910.95 (b) 2003/10/EC directive: Requirement to use ear protection if exposure > 8 hours</p>	<p>15 316 292 0.065</p>

Nozzles for Polymer Blowguns

0690 06 Safety Angled Nozzle (Short)

	Nickel-plated brass		C	G L L1 kg
			M12x1.25 2.5 0690 06 00	15 94 70 0.033
			<ul style="list-style-type: none"> • Restricted Access • Air screen effect and 360° directional jet • Safety: avoids the nozzle becoming completely blocked 	
		350 NI/min 86 dBA 21° OSHA 1910.242 (b)/ OSHA 1910.95 (b) 2003/10/EC directive: Requirement to use ear protection if exposure > 8 hours		

0690 06 01 Angled Nozzle (Short)

	Nickel-plated brass		C	G L L1 kg
			M12x1.25 2.5 0690 06 01	15 94 70 0.033
			<ul style="list-style-type: none"> • Difficult access • Progressive and powerful air jet, 360° rotation 	
		524 NI/min 86 dBA 21° OSHA 1910.95 (b) 2003/10/EC directive: Requirement to use ear protection if exposure > 8 hours		

0690 07 Nozzle with LF 3000® Push-In Connection

	Nickel-plated brass		ØD C	G L L1 kg
			4 M12x1.25 0690 07 00	15 35 13 0.024
			<ul style="list-style-type: none"> • Restricted Access • Progressive air jet 	
		340 NI/min (with 2.7x4 tube) 200 NI/min (with 2x4 tube) 86 dBA 21° OSHA 1910.95 (b) 2003/10/EC directive: Requirement to use ear protection if exposure > 8 hours		

0690 09 Air Screen Safety Nozzle


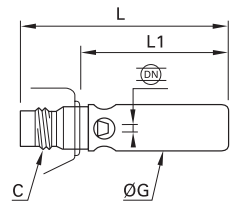


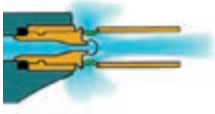




	Nickel-plated brass		C	G L L1 kg
			M12x1.25 2 0690 09 00	30 40.5 18.5 0.021
			Deflector: technical polymer <ul style="list-style-type: none"> • High flow for blowing large surfaces • Air screen and deflector to avoid particles being blown back • Safety: avoids the nozzle becoming completely blocked 	
		660 NI/min 86 dBA 24° nozzle 140° screen OSHA 1910.242 (b)/ OSHA 1910.95 (b) 2003/10/EC directive: Requirement to use ear protection if exposure > 8 hours		

0690 08 COANDA Nozzle


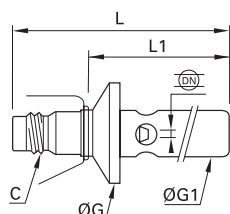







	Nickel-plated brass		C	L L1 kg
			M12x1.25 0690 08 00	47.5 26 0.033
			<ul style="list-style-type: none"> • Directional air jet • Very quiet, energy-saving • Safety: avoids the nozzle becoming completely blocked 	
		240 NI/min 73 dBA 20° OSHA 1910.242 (b)/ OSHA 1910.95 (b) 2003/10/EC directive: No ear defenders necessary		

Nozzles for Polymer Blowguns

0690 10 Safety Booster Nozzle

	<p>Nickel-plated brass</p> 	<p>C  </p>	<p>G L L1 kg</p>
		<p>M12x1.25 2.5 0690 10 00</p>  <ul style="list-style-type: none"> • High flow for blowing large surfaces • Air screen effect • Safety: avoids the nozzle becoming completely blocked <p>  780 NI/min  99 dBA  28°  OSHA 1910.242 (b) 2003/10/EC directive: Requires ear defenders to be used at all times </p>	<p>15 64 42 0.038</p>

0690 11 Safety Booster Nozzle with Air Screen

	<p>Nickel-plated brass</p> 	<p>C  </p>	<p>G G1 L L1 kg</p>
		<p>M12x1.25 2.5 0690 11 00</p> <p>Deflector: technical polymer</p>  <ul style="list-style-type: none"> • Same advantage as the Booster nozzle • Safety: avoids the nozzle becoming completely blocked • Air screen and deflector avoid particles being blown back <p>  860 NI/min  99 dBA  26° nozzle 140° screen  OSHA 1910.242 (b) 2003/10/EC directive: Requires ear defenders to be used at all times </p>	<p>30 15 76 54 0.045</p>

Metal Blowguns and Water Pistols

This range of robust blowguns guarantees a **longer service life** under **severe conditions** (crushing, impact, shock and corrosion). It includes two versions **to meet all requirements** for blowing and spraying in industrial applications.

Product Advantages

Workshop Blowgun

Compact for easy incorporation into compressed air ring mains
Nickel-plated forged brass for increased corrosion resistance

Water Pistol

Intended for the transmission of water and fluids
Designed for precise flow control and optimisation of the power and shape of the jet
Optimum use of industrial fluids
Excellent ergonomics and service life



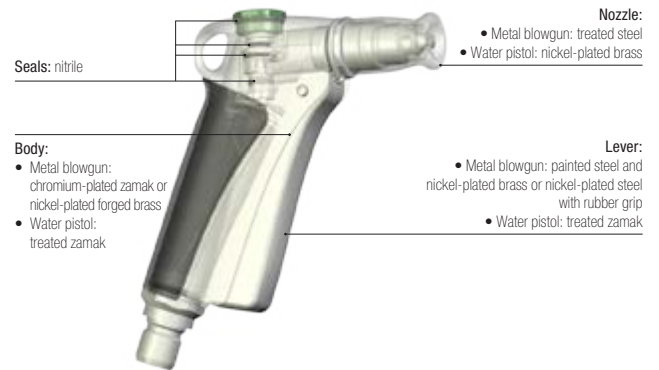
Manufacturing Workshops
Assembly machines
Robotics
Ejection
Cooling
Packaging
Automotive Process

Applications

Technical Characteristics

Model	Metal Blowgun	Water Pistol
Compatible Fluids	Compressed air, industrial fluids	Water, oil, industrial fluids
Working Pressure	0 to 10 bar	0 to 20 bar
Working Temperature	Air: -15°C to +50°C Dry air: -20°C to +80°C	-20°C to +100°C
Tubes	Recoil tubes and hose	Braided hose with Parker Legris couplers

Component Materials




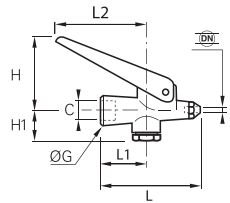

Silicone-free

Regulations

Compliance for all blowguns:
DI: 97/23/EC (PED)
DI: 2002/95/EC (RoHS), 2011/65/EC
DI: 1907/2006 (REACH)


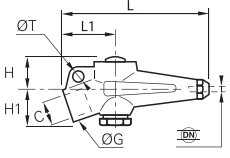

Metal Blowguns and Water Pistols

0623 Lever-Operated Blowgun, Female BSPP Thread

	Nickel-plated brass, NBR 	C	DN		G	H min	H max	H1	L	L1	L2	kg
		G1/4	2	0623 10 35	18	19	37	21	64	28	60	0.119


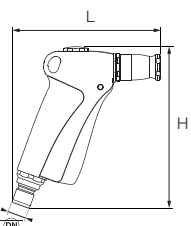

This blowgun has a hardened steel nozzle.

0622 Button-Operated Blowgun, Female BSPP Thread

	Nickel-plated brass, NBR 	C	DN		G	H	H1	L	L1	ØT	kg
		G1/4	2	0622 26 73	18	17.5	20.5	82	29	7	0.196


This blowgun has a hardened steel nozzle.


2299 Water Pistol

	Zamak, nickel-plated brass, NBR 		H	L	kg
		12	2299 12 01	140	126


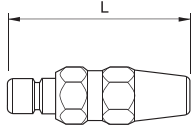

This pistol allows independent control of:

- the flow rate (trigger)
- type of jet (adjustable to a fine mist) by the adjustable nozzle

 1440 NI/min (air)
16.2 NI/min (water)

 Adjustable

2299 Adjustable Nozzle

	Nickel-plated brass, NBR 		L	kg
		12	2299 12 20	77.4

This nozzle allows adjustment of the spray.

Associated Products

For optimum connection and usage of the pistol and adjustable nozzle, Parker Legris offers a full range of quick-acting couplers, in the Midi and Maxi Series.

Midi



Maxi



Merchandising Pack for Blowgun Kits

Ready for use, **simple** and **ergonomic**, the Parker Legris blowgun kit remains an essential item of equipment for any blowing or spraying operation in the industrial environment.

Product Advantages

Ready for Use

- Kit contents:
- one blowgun
 - a 4 metre recoil tube
 - one R1/4 threaded fitting, external diameter 8 mm
- Easy to install and comfortable to use
 Wide range of models and nozzles for optimum flow
 Lower or upper connection
 Labelling and colours can be customised
 Packaging designed to facilitate self-service sales

Safety & Performance

- Safe operation with the Safety or OSHA models
 Durable, shock-resistant materials
 100% leak and flow-tested in production
 Date coding to guarantee quality and traceability
 Minimum pressure drop
 Optimisation of your energy consumption with the Energy-Saving model
 SUVA-certified blowgun combining all advantages of Energy-Saving and Safety model



- Manufacturing Workshops
 Cleaning
 Blowing
 Mixing
 Ejection
 Cooling
 Packaging

Applications

Technical Characteristics

Compatible Fluids	Compressed air Other fluids: contact us
Working Pressure	0 to 10 bar
Working Temperature	Air: -15°C to +50°C Dry air: -20°C to +80°C
Tubes	Recoil tubing

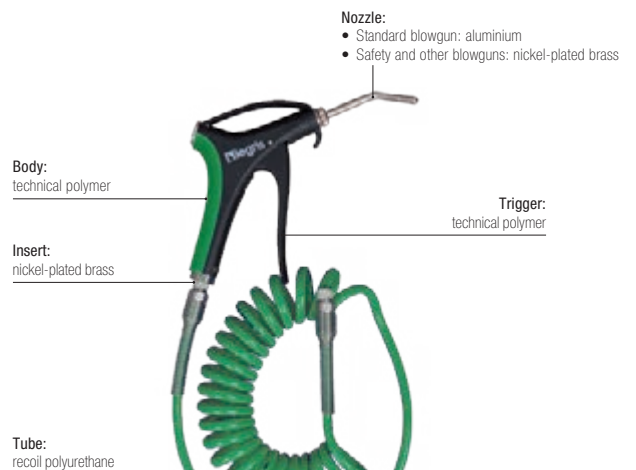
Regulations

Compliance for all blowguns:
 DI: 97/23/EC (PED)
 DI: 2002/95/EC (RoHS), 2011/65/EC
 DI: 1907/2006 (REACH)
 SUVA: 7030d and 7030e

Protection of design
 All designs and models of Parker Legris blowguns have been registered with the following numbers:
 13224 / 13225 / 13226.

Compliance for specific blowguns:
 DI: 1910.242 (b) [OSHA]
 The static pressure must be less than 30 psi in case the nozzle becomes blocked.
 DI: 1910.95 (b) [OSHA]
 The noise level must be less than 90 dBA over 8 hours' exposure.
 DI: 2003/10/EC
 Regulation relating to exposure to noise, particularly with regard to risks to hearing. The noise level must be less than 87 dBA.

Component Materials



Silicone-free


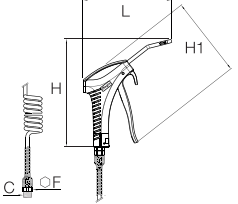

Customisation on request

- Marking
- Kit contents adaptable to your applications
- Additional functions
- Colour


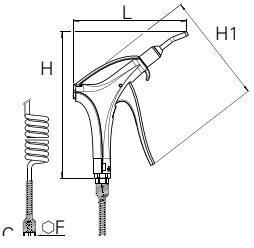



Blowgun Kits


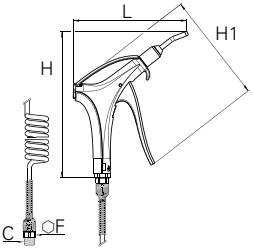

0631..09 Blowgun Kit, Lower Connection, Male BSPT Thread

	<p>Technical polymer, nickel-plated brass, treated aluminium, NBR, polyurethane tubing</p> 	<p>C </p>	F	H	H1	L	kg
		<p>R1/4 0631 00 09</p>	16	192.5	139.5	152	0.441
<p>Flow characteristics, noise level and norm compliance are identical to those of our blowguns (0659 00 13).</p>							


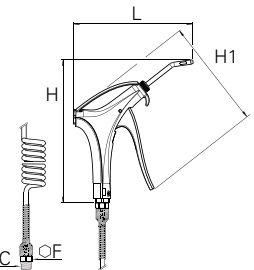

0631..01 Safety Blowgun Kit, Lower Connection, Male BSPT Thread

	<p>Technical polymer, nickel-plated brass, NBR, polyurethane tubing</p> 	<p>C </p>	F	H	H1	L	kg
		<p>R1/4 0631 00 01</p>	16	198.5	148.5	154	0.575
<p>Flow characteristics, noise level and norm compliance are identical to those of our blowguns (0654 00 13).</p>							

0631..30 SUVA Safety Blowgun Kit, Lower Connection, Male BSPT Thread


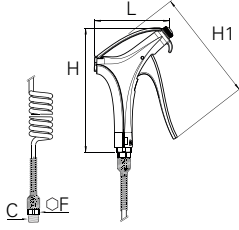

 <p>suva pro CERTIFICATION</p>	<p>Technical polymer, nickel-plated brass, NBR, polyurethane tubing</p> 	<p>C </p>	F	H	H1	L	kg
		<p>R1/4 0631 00 30</p>	16	198.5	148.5	154	0.575
<p>Flow characteristics, noise level and norm compliance are identical to those of our blowguns (0654 00 13).</p>							

0631..23 Energy-Saving Blowgun Kit with Angled Nozzle, Male BSPT Thread

	<p>Technical polymer, nickel-plated brass, NBR, polyurethane tubing</p> 	<p>C </p>	F	H	H1	L	kg
		<p>R1/4 0631 00 23</p>	16	195	148.5	154	0.456
<p>Flow characteristics, noise level and norm compliance are identical to those of our blowguns (0653 02 13). External diameter of tube 6 mm</p>							


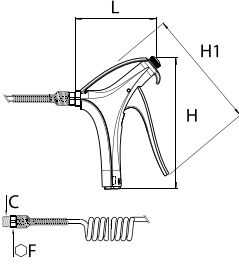

Blowgun Kits

0631..03 Blowgun Kit, Lower Connection with Standard Nozzle, Male BSPT Thread

	<p>Technical polymer, nickel-plated brass, NBR, polyurethane tubing</p> 	<p>C </p>	F	H	H1	L	kg
		<p>R1/4 0631 00 03</p>	16	165	148.5	99	0.528


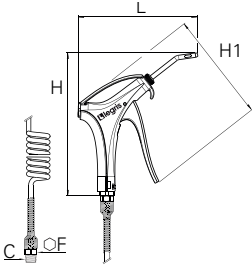

Flow characteristics, noise level and norm compliance are identical to those of our blowguns (0651 66 13).

0631..02 Blowgun Kit, Upper Connection with Standard Nozzle, Male BSPT Thread

	<p>Technical polymer, nickel-plated brass, NBR, polyurethane tubing</p> 	<p>C </p>	F	H	H1	L	kg
		<p>R1/4 0631 00 02</p>	16	163	148.5	101	0.524


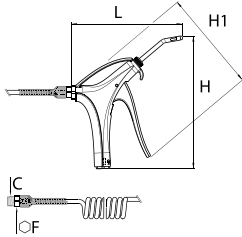

Flow characteristics, noise level and norm compliance are identical to those of our blowguns (0658 66 13).

0631..05 Blowgun Kit Lower Connection with Short Angled Nozzle, Male BSPT Thread

	<p>Technical polymer, nickel-plated brass, NBR, polyurethane tubing</p> 	<p>C </p>	F	H	H1	L	kg
		<p>R1/4 0631 00 05</p>	16	195.5	148.5	163	0.536

Flow characteristics, noise level and norm compliance are identical to those of our blowguns (0656 66 13).


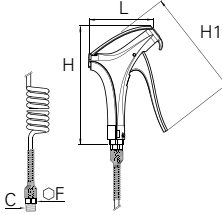

0631..04 Blowgun Kit, Upper Connection with Short Angled Nozzle, Male BSPT Thread

	<p>Technical polymer, nickel-plated brass, NBR, polyurethane tubing</p> 	<p>C </p>	F	H	H1	L	kg
		<p>R1/4 0631 00 04</p>	16	195	148.5	163.5	0.536


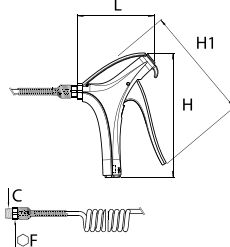

Flow characteristics, noise level and norm compliance are identical to those of our blowguns (0657 66 13).

Blowgun Kits


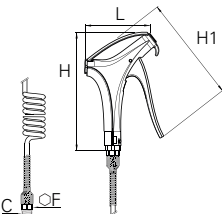

0631..07 Blowgun Kit, Lower Connection with Interchangeable Nozzle, Male BSPT Thread

	<p>Technical polymer, nickel-plated brass, NBR, polyurethane tubing</p> 	<p>C </p>	F	H	H1	L	kg
		<p>R1/4 0631 00 07</p>	16	163	148.5	91	0.617
<p>Flow characteristics, noise level and norm compliance are identical to those of our blowguns (0656 66 13). Delivered without nozzle.</p>							

0631..06 Blowgun Kit, Upper Connection with Interchangeable Nozzle, Male BSPT Thread

	<p>Technical polymer, nickel-plated brass, NBR, polyurethane tubing</p> 	<p>C </p>	F	H	H1	L	kg
		<p>R1/4 0631 00 06</p>	16	161.5	148.5	93	0.501
<p>Flow characteristics, noise level and norm compliance are identical to those of our blowguns (0655 66 13). Delivered without nozzle.</p>							

0631..08 Energy-Saving Blowgun Kit, Lower Connection, Interchangeable Nozzle, Male BSPT Thread


	<p>Technical polymer, nickel-plated brass, NBR, polyurethane tubing</p> 	<p>C </p>	F	H	H1	L	kg
		<p>R1/4 0631 00 08</p>	16	163	148.5	91	0.496
<p>Flow characteristics, noise level and norm compliance are identical to those of our blowguns (0653 66 13). Delivered without nozzle.</p>							

Related Products

You will find all related products associated with this range in our general Catalogue and on our Internet website, www.parkerlegris.com.

Tubing

Braided PU Hose



With its small coil diameter and good impact resistance, this polyurethane recoil tubing is perfect for installations requiring **flexibility** in confined spaces. Good resistance to shock and abrasion, together with a design integrating straight ends, allow for **easy and safe operation** of pneumatic equipment.

Braided PU Recoil Hose



This recoil hose offers all the advantages of polyurethane, combining the **durability** and **kink resistance** of bulkier braided hoses with great **elasticity** and maximum **flexibility**.

PA Recoil Tubing



Parker Legris recoil tubing has a **lasting memory after multiple uses**, offering an **alternative to reels** for excellent ergonomics and space saving. The pre-assembled tubes are equipped with a protection spring, preventing damage to the ends.

Accessories



Push-In fittings with **protection spring**.

C 9000 Polymer Quick-Acting Safety Couplers



This range of ergonomic polymer couplers has been designed for **the safety of operators and machinery** while giving very high **energy efficiency performance**. Available in three profile standards, it is perfectly suited for any type of installation.



Parker's Motion & Control Technologies

At Parker, we're guided by a relentless drive to help our customers become more productive and achieve higher levels of profitability by engineering the best systems for their requirements. It means looking at customer applications from many angles to find new ways to create value. Whatever the motion and control technology need, Parker has the experience, breadth of product and global reach to consistently deliver. No company knows more about motion and control technology than Parker. For further info call 00800 27 27 5374



Aerospace

Key Markets

Aftermarket services
Commercial transports
Engines
General & business aviation
Helicopters
Launch vehicles
Military aircraft
Missiles
Power generation
Regional transports
Unmanned aerial vehicles

Key Products

Control systems & actuation products
Engine systems & components
Fluid conveyance systems & components
Fluid metering, delivery & atomization devices
Fuel systems & components
Fuel tank inerting systems
Hydraulic systems & components
Thermal management
Wheels & brakes



Climate Control

Key Markets

Agriculture
Air conditioning
Construction Machinery
Food & beverage
Industrial machinery
Life sciences
Oil & gas
Precision cooling
Process
Refrigeration
Transportation

Key Products

Accumulators
Advanced actuators
CO₂ controls
Electronic controllers
Filter driers
Hand shut-off valves
Heat exchangers
Hose & fittings
Pressure regulating valves
Refrigerant distributors
Safety relief valves
Smart pumps
Solenoid valves
Thermostatic expansion valves



Electromechanical

Key Markets

Aerospace
Factory automation
Life science & medical
Machine tools
Packaging machinery
Paper machinery
Plastics machinery & converting
Primary metals
Semiconductor & electronics
Textile
Wire & cable

Key Products

AC/DC drives & systems
Electric actuators, gantry robots & slides
Electrohydraulic actuation systems
Electromechanical actuation systems
Human machine interface
Linear motors
Stepper motors, servo motors, drives & controls
Structural extrusions



Filtration

Key Markets

Aerospace
Food & beverage
Industrial plant & equipment
Life sciences
Marine
Mobile equipment
Oil & gas
Power generation & renewable energy
Process
Transportation
Water Purification

Key Products

Analytical gas generators
Compressed air filters & dryers
Engine air, coolant, fuel & oil filtration systems
Fluid condition monitoring systems
Hydraulic & lubrication filters
Hydrogen, nitrogen & zero air generators
Instrumentation filters
Membrane & fiber filters
Microfiltration
Sterile air filtration
Water desalination & purification filters & systems



Fluid & Gas Handling

Key Markets

Aerial lift
Agriculture
Bulk chemical handling
Construction machinery
Food & beverage
Fuel & gas delivery
Industrial machinery
Life sciences
Marine
Mining
Mobile
Oil & gas
Renewable energy
Transportation

Key Products

Check valves
Connectors for low pressure fluid conveyance
Deep sea umbilicals
Diagnostic equipment
Hose couplings
Industrial hose
Mooring systems & power cables
PTFE hose & tubing
Quick couplings
Rubber & thermoplastic hose
Tube fittings & adapters
Tubing & plastic fittings



Hydraulics

Key Markets

Aerial lift
Agriculture
Alternative energy
Construction machinery
Forestry
Industrial machinery
Machine tools
Marine
Material handling
Mining
Oil & gas
Power generation
Refuse vehicles
Renewable energy
Truck hydraulics
Turf equipment

Key Products

Accumulators
Cartridge valves
Electrohydraulic actuators
Human machine interfaces
Hybrid drives
Hydraulic cylinders
Hydraulic motors & pumps
Hydraulic systems
Hydraulic valves & controls
Hydrostatic steering
Integrated hydraulic circuits
Power take-offs
Power units
Rotary actuators
Sensors



Pneumatics

Key Markets

Aerospace
Conveyor & material handling
Factory automation
Life science & medical
Machine tools
Packaging machinery
Transportation & automotive

Key Products

Air preparation
Brass fittings & valves
Manifolds
Pneumatic accessories
Pneumatic actuators & grippers
Pneumatic valves & controls
Quick disconnects
Rotary actuators
Rubber & thermoplastic hose & couplings
Structural extrusions
Thermoplastic tubing & fittings
Vacuum generators, cups & sensors



Process Control

Key Markets

Alternative fuels
Biopharmaceuticals
Chemical & refining
Food & beverage
Marine & shipbuilding
Medical & dental
Microelectronics
Nuclear Power
Offshore oil exploration
Oil & gas
Pharmaceuticals
Power generation
Pulp & paper
Steel
Water/wastewater

Key Products

Analytical Instruments
Analytical sample conditioning products & systems
Chemical injection fittings & valves
Fluoropolymer chemical delivery fittings, valves & pumps
High purity gas delivery fittings, valves, regulators & digital flow controllers
Industrial mass flow meters/controllers
Permanent no-weld tube fittings
Precision industrial regulators & flow controllers
Process control double block & bleeds
Process control fittings, valves, regulators & manifold valves



Sealing & Shielding

Key Markets

Aerospace
Chemical processing
Consumer
Fluid power
General industrial
Information technology
Life sciences
Microelectronics
Military
Oil & gas
Power generation
Renewable energy
Telecommunications
Transportation

Key Products

Dynamic seals
Elastomeric o-rings
Electro-medical instrument design & assembly
EMI shielding
Extruded & precision-cut, fabricated elastomeric seals
High temperature metal seals
Homogeneous & inserted elastomeric shapes
Medical device fabrication & assembly
Metal & plastic retained composite seals
Shielded optical windows
Silicone tubing & extrusions
Thermal management
Vibration dampening

ENGINEERING YOUR SUCCESS.

Parker Worldwide

Europe, Middle East, Africa

AE – United Arab Emirates, Dubai
Tel: +971 4 8127100
parker.me@parker.com

AT – Austria, Wiener Neustadt
Tel: +43 (0)2622 23501-0
parker.austria@parker.com

AT – Eastern Europe, Wiener Neustadt
Tel: +43 (0)2622 23501 900
parker.easteurope@parker.com

AZ – Azerbaijan, Baku
Tel: +994 50 2233 458
parker.azerbaijan@parker.com

BE/LU – Belgium, Nivelles
Tel: +32 (0)67 280 900
parker.belgium@parker.com

BG – Bulgaria, Sofia
Tel: +359 2 980 1344
parker.bulgaria@parker.com

BY – Belarus, Minsk
Tel: +375 17 209 9399
parker.belarus@parker.com

CH – Switzerland, Etoy
Tel: +41 (0)21 821 87 00
parker.switzerland@parker.com

CZ – Czech Republic, Klecany
Tel: +420 284 083 111
parker.czechrepublic@parker.com

DE – Germany, Kaarst
Tel: +49 (0)2131 4016 0
parker.germany@parker.com

DK – Denmark, Ballerup
Tel: +45 43 56 04 00
parker.denmark@parker.com

ES – Spain, Madrid
Tel: +34 902 330 001
parker.spain@parker.com

FI – Finland, Vantaa
Tel: +358 (0)20 753 2500
parker.finland@parker.com

FR – France, Contamine s/Arve
Tel: +33 (0)4 50 25 80 25
parker.france@parker.com

GR – Greece, Athens
Tel: +30 210 933 6450
parker.greece@parker.com

HU – Hungary, Budaörs
Tel: +36 23 885 470
parker.hungary@parker.com

IE – Ireland, Dublin
Tel: +353 (0)1 466 6370
parker.ireland@parker.com

IT – Italy, Corsico (MI)
Tel: +39 02 45 19 21
parker.italy@parker.com

KZ – Kazakhstan, Almaty
Tel: +7 7273 561 000
parker.easteurope@parker.com

NL – The Netherlands, Oldenzaal
Tel: +31 (0)541 585 000
parker.nl@parker.com

NO – Norway, Asker
Tel: +47 66 75 34 00
parker.norway@parker.com

PL – Poland, Warsaw
Tel: +48 (0)22 573 24 00
parker.poland@parker.com

PT – Portugal, Leca da Palmeira
Tel: +351 22 999 7360
parker.portugal@parker.com

RO – Romania, Bucharest
Tel: +40 21 252 1382
parker.romania@parker.com

RU – Russia, Moscow
Tel: +7 495 645-2156
parker.russia@parker.com

SE – Sweden, Spånga
Tel: +46 (0)8 59 79 50 00
parker.sweden@parker.com

SK – Slovakia, Banská Bystrica
Tel: +421 484 162 252
parker.slovakia@parker.com

SL – Slovenia, Novo Mesto
Tel: +386 7 337 6650
parker.slovenia@parker.com

TR – Turkey, Istanbul
Tel: +90 216 4997081
parker.turkey@parker.com

UA – Ukraine, Kiev
Tel: +380 44 494 2731
parker.ukraine@parker.com

UK – United Kingdom, Warwick
Tel: +44 (0)1926 317 878
parker.uk@parker.com

ZA – South Africa, Kempton Park
Tel: +27 (0)11 961 0700
parker.southafrica@parker.com

North America

CA – Canada, Milton, Ontario
Tel: +1 905 693 3000

US – USA, Cleveland
Tel: +1 216 896 3000

Asia Pacific

AU – Australia, Castle Hill
Tel: +61 (0)2-9634 7777

CN – China, Shanghai
Tel: +86 21 2899 5000

HK – Hong Kong
Tel: +852 2428 8008

IN – India, Gurgaon
Tel: +91 124 459 0600
legris.india@parker.com

JP – Japan, Tokyo
Tel: +81 (0)3 6408 3901

KR – South Korea, Seoul
Tel: +82 2 559 0400

MY – Malaysia, Shah Alam
Tel: +60 3 7849 0800

NZ – New Zealand, Mt Wellington
Tel: +64 9 574 1744

SG – Singapore
Tel: +65 6887 6300

TH – Thailand, Bangkok
Tel: +662 186 7000-99

TW – Taiwan, Taipei
Tel: +886 2 2298 8987

South America

AR – Argentina, Buenos Aires
Tel: +54 3327 44 4129

BR – Brazil, Sao Jose dos Campos
Tel: +55 800 727 5374

CL – Chile, Santiago
Tel: +56 2 623 1216

MX – Mexico, Toluca
Tel: +52 72 2275 4200

European Product Information Centre
Free phone: 00 800 27 27 5374
(from AT, BE, CH, CZ, DE, DK, EE, ES, FI, FR, IE, IL, IS, IT, LU, MT, NL, NO, PL, PT, RU, SE, SK, UK, ZA)

Fluid System Connectors Europe
Parker Hannifin Manufacturing France SAS
Parker Hannifin Corporation
CS 46911 - 74 rue de Paris
35069 Rennes
Phone: +33 (0)2 99 25 55 00
Fax: +33 (0)2 99 25 55 99
www.parkerlegris.com

