



Digital Indicating Units for Panel Mounting



measuring
•
monitoring
•
analysing

DAG-A



Model DAG-A1...
48 x 24 mm



Model DAG-A3...
96 x 24 mm



Model DAG-A4...
96 x 48 mm

- 4 digit LED (red, green, orange or blue)
- Input: temperature, current, voltage
- up to 8 additional adjustable setpoints
- Tara, zero-point tranquilizing



Model DAG-A4...F
for 96 x 48 mm panel mounted units



Z2

KOBOLD companies worldwide:

ARGENTINA, AUSTRIA, BELGIUM, BULGARIA, CANADA, CHILE, CHINA, COLOMBIA, CZECHIA, DOMINICAN REPUBLIC, EGYPT, FRANCE, GERMANY, GREAT BRITAIN, HUNGARY, INDIA, INDONESIA, ITALY, MALAYSIA, MEXICO, NETHERLANDS, PERU, POLAND, ROMANIA, SINGAPORE, SOUTH KOREA, SPAIN, SWITZERLAND, TAIWAN, THAILAND, TUNISIA, TURKEY, USA, VIETNAM

KOBOLD Messring GmbH
Nordring 22-24
D-65719 Hofheim/Ts.
Head Office:
+49(0)6192 299-0
+49(0)6192 23398
info.de@kobold.com
www.kobold.com

Description

Digital indicating units for measurement of temperature, current and voltage. The measuring input is set at the factory. The dimension symbols can be adapted with interchangeable plates.

The Parameters

- required display value and offset
- Decimal position, display time, sample rate can be programmed via keypad in 3 levels by customer.

Technical Data

Display:	4-digit, 7-segment, 14 (10) mm high red, green, blue or orange LED horizontal bar (up/down) for Overflow/Underflow Display time: 0.1..10 seconds
Housing:	Polycarbonate, black, gasket EPDM
Field housing	
Material:	ASA 757G Luran S
Colour:	black
Dimensions (overall):	160x90x40,55 mm
Operating temperature:	-40° ... +80 °C
Flammability:	UL94 HB
Puncture strength:	26 kV/mm
Surface resistance:	1E13 Ω
Ignition point:	> 400 °C
Weight:	approximately 300 g
Protection:	IP 65
Gasket:	PU, -40°...+100 °C
Protective insulation:	insulation acc. to VDE100
Connection:	PG cable glands
Cut-out:	for 96x48 panel mounted units
Mounting:	pluggable screw elements up to wall thickness 3 mm
Protection type:	IP 65 (front) IP 00 (back))
Elect. Connection:	Plug terminals cable cross-section up to 2.5 mm ²
Max. temperature:	0...+60 °C operating, -20...+80 °C storage
Weathering resistance:	Pulse output 0-85 % annual mean, no condensation
Supply:	
DAG-A4..., DAG-A3..	230 V _{AC} ± 10% (max. 6 VA), 115 V _{AC} 24 V _{AC} 24 V _{DC} , galv. separated (max. 1 VA)
DAG-A1...	24 V _{DC} , galv. separated (max. 1 VA)
Memory:	EEPROM, data retention ≥100 years

Measuring input

Measuring input (direct current/direct voltage)

Measuring range:	0(4) -20 mA / 0-10 V _{DC}
Measuring span:	-22 ... 24 mA / -12 ... 12V
Input resistance:	Ri at ~100 Ω (at 0(4) -20 mA) Ri at ~100 kΩ (at 0-10 V _{DC})
Measuring error:	0.1% of measuring range ± 1 Digit
Temperature drift:	100 ppm/K
Measuring time:	0.1 ... 10.0 seconds
Measuring principle:	U/F-conversion
Resolution:	approx. 18 Bit at 1s measuring time

Measuring input (Pt100/2/3-wire)

Measuring range:	-200 ... +850 °C -328 ... 1562 °F
Measuring error:	0.1 % of measuring range ± 1 Digit
Temperature drift:	100 ppm/K
Measuring time:	0.1 ... 10.0 seconds
Measuring principle:	U/F-conversion
Resolution:	0.1 °C or 0.1 °F

Measuring input (Pt1000/2-wire)

Measuring range:	-200 ... +850 °C -328 ... 1562 °F
Measuring error:	0.2 % of measuring range ± 1 Digit
Temperature drift:	100 ppm/K
Measuring time:	0.1 ... 10.0 seconds
Measuring principle:	U/F-conversion
Resolution:	0.1 °C or 0.1 °F

Measuring input (Thermocouple)

Measuring range:	Type L: -200 ... +900 °C Type J: -210 ... +1200 °C Type K: -270 ... +1372 °C Type B: +80 ... +1820 °C Type S: -50 ... +1768 °C Type N: -270 ... +1300 °C Type E: -270 ... +1000 °C Type T: -270 ... +400 °C Type R: -50 ... +1768 °C
Measuring error:	2 K ± 1 Digit
Temperature drift:	100 ppm/K
Measuring time:	0.1 ... 10.0 seconds
Measuring principle:	U/F-conversion
Resolution:	0.1 °C
Characteristic error:	< ± 1 K
Cold junction:	Thermistor

DAG-A4 ... F, for 96 x 48 mm
Field housing



DAG-A4 ... 96 x 48 mm



DAG-A3, 96 x 24 mm



DAG-A1, 48 x 24 mm



Standard version with min/max memory, 10 additional adjustable setpoints, Tara, zero-point tranquilizing.

Order Details DAG-A4 96 x 48 (Example: DAG-A4B 3 0 0 0 R)

Display 14 mm	Input	Model	Supply	Output	Sensor supply	Contacts	Display	Option
4-digit	Pt1000/2-wire (-200 ... +850 °C)	DAG-A4B..	3 = 24 V _{DC} galvanic separated	0 = without	0 = without	0 = without	R = red B = blue O = orange G = green	none = without F = field housing
	Pt100/2/3-wire (-200 ... +850 °C)	DAG-A44..						
	Thermocouples (L, J, K, B, S, N, E, T, R)	DAG-A4T..	2 = 24 V _{AC} 4 = 115 V _{AC}					
	0(4) - 20 mA, 0 - 10 V _{DC}	DAG-A4V..	0 = 230 V _{AC}					

Order Details DAG-A3 96 x 24 (Example: DAG-A3B 3 0 0 0 R)

Display 14 mm	Input	Model	Supply	Output	Sensor supply	Contacts	Display
4-digit	Pt1000/2-wire (-200 ... +850 °C)	DAG-A3B..	3 = 24 V _{DC} galvanic separated	0 = without	0 = without	0 = without	R = red B = blue O = orange G = green
	Pt100/2/3-wire (-200 ... +850 °C)	DAG-A34..					
	Thermocouples (L, J, K, B, S, N, E, T, R)	DAG-A3T..	2 = 24 V _{AC} 4 = 115 V _{AC}				
	0(4) - 20 mA, 0 - 10 V _{DC}	DAG-A3V..	0 = 230 V _{AC}				

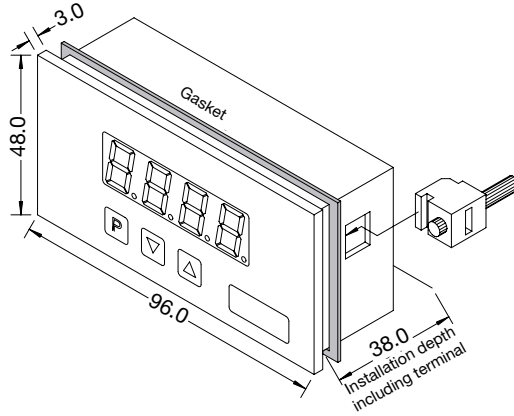
Order Details DAG-A1 48 x 24 (Example: DAG-A14 3 0 0 0 R)

Display 10 mm	Input	Model	Supply	Output	Sensor supply	Contacts	Display
4-digit	Pt100/2/3-wire (-200 ... +850 °C)	DAG-A14..	3 = 24 V _{DC} galvanic separated	0 = without	0 = without	0 = without	R = red B = blue O = orange G = green
	Thermocouples (L, J, K, B, S, N, E, T, R)	DAG-A1T..					
	0(4) - 20 mA, 0 - 10 V _{DC}	DAG-A1V..					

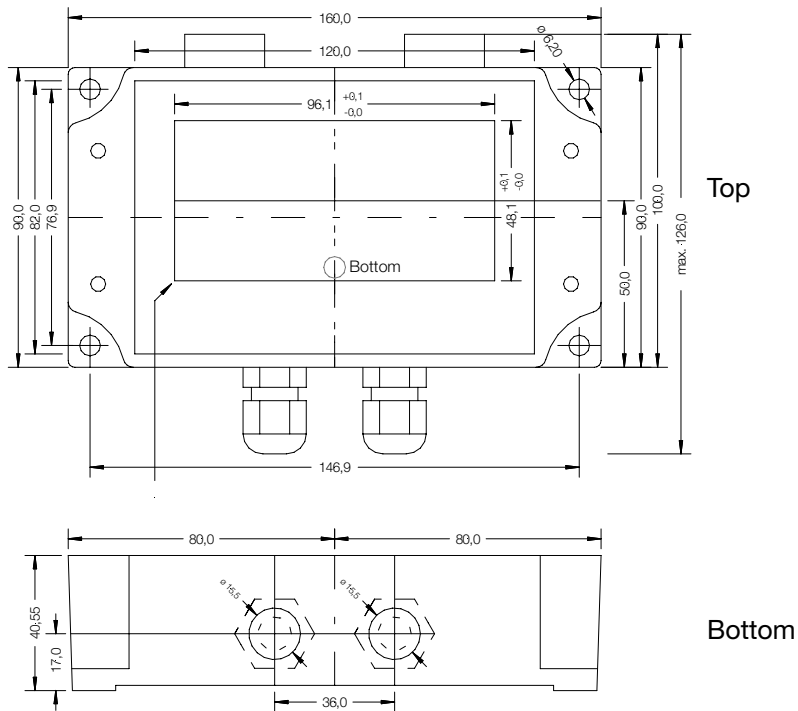
Dimensions

DAG-A4

Cut-out: $92.0^{+0.8} \times 45.0^{+0.6}$ mm
 Weight: approximately 100g

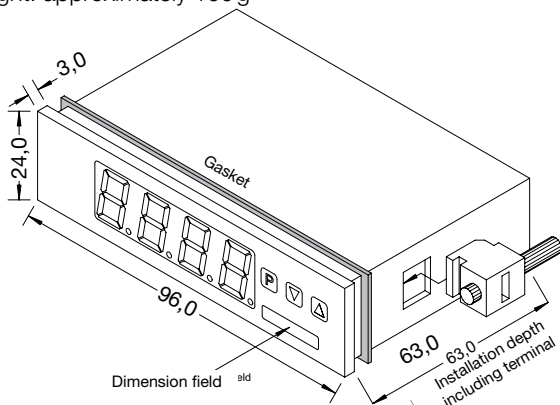


DAG-A4...F



DAG-A3

Cut-out: $92.0^{+0.8} \times 22.2^{+0.3}$ mm
 Weight: approximately 100g



DAG-A1

Cut-out: $45.0^{+0.8} \times 22.2^{+0.6}$ mm
 Weight: approximately 100g

