

Figure 1, Air Motor Assembly

Repair Parts List for Figure 1, ZA4 Pump

Item	Part Number	Qty.	Description	Item	Part Number	Qty.	Description
45	DC8056070	1	Handle ZA4	62	❖ B1461046X	2	0.25-28X1.25 Hex Head Screw
53	DD4308251	1	Hardened Motor Key		❖ CBE625046-1A	2	M6 x 30mm Hex Head Screw
54	DC8030900SR	1	Air Motor Kit (includes 53, 55 & 57)	63	CAE1060108-1A	2	6MM Washer
55	44968	1	Rubber Ball 3/8" 70 Duro.	65	DC8103662	1	Air Valve
57	CBE1027028-1A	4	M10X35 SHCS	69	DC8099026	1	Decal ZA Class
58	DC8097095	1	1/2 NPT Short Pipe	79	B1053271	1	1/2 NPT Shipping Plug
59	DC8032116	1	Air Muffer	149	CJ193026	1	Rotation Decal

❖ Item 62: Screw holes on pump housing may be either imperial or metric thread. Use the correct screw for your pump.

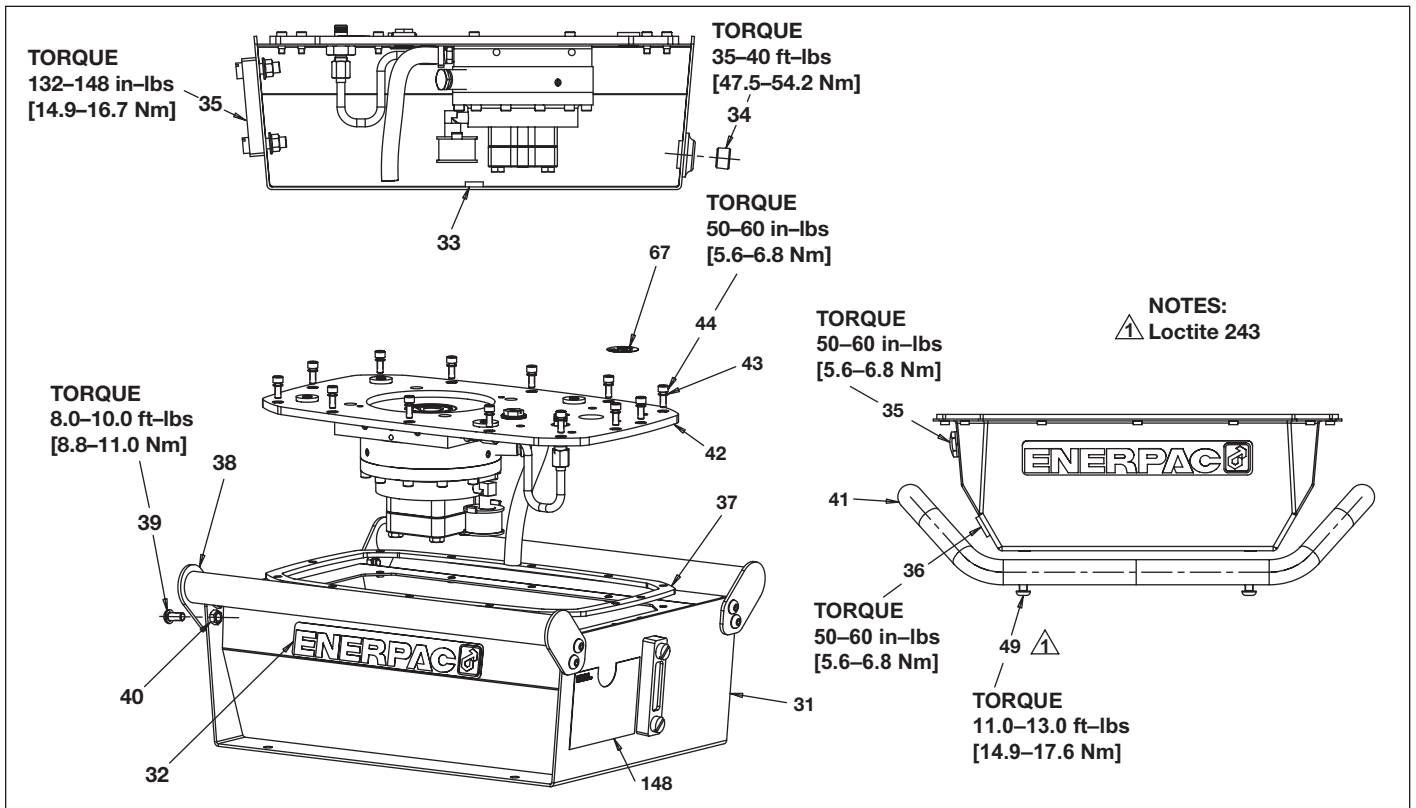


Figure 2, Reservoir Assembly

Repair Parts List for Figure 2

Item	Part Number	Qty.	Description	Item	Part Number	Qty.	Description
31	DC9379025SR	1	Reservoir 4L (Includes 32,33,34,35 & 37)	38	DC9542920	2	Handle,10L,20L,40L
31	DC9589025SR	1	Reservoir 8L (Includes 32,33,34,35 & 37)	38A	DC9895101	4	Lift Plate 10L,20L,40L
31	DC9970025SR	1	Reservoir 10L (Includes 32,33,34,35 & 37)	39	CBA819028-1E	8	BHCS M8X16 mm
31	DC9971025SR	1	Reservoir 20L (Includes 32,33,34,35 & 37)	40	CBE1080120-2A	8	Lock Nut M8
31	DC9972025SR	1	Reservoir 40L (Includes 32,33,34,35 & 37)	41	DC9590920	1	Skid Bar 4L & 8L
32	DC9596026	2	Reservoir Decal	42	See Fig. 3		Basic Assembly
33	C187018	1	Magnet	43	★S3037	13	Copper Gasket
34	DD1425245	1	1/2" Flush Plug w/Sealant	44	CBE619028-1A	13	SHCS M6-1X16
35	DC85900SR	1	Sight Glass 4L & 8L	49	CBE817028-1E	4	BHCS M8X12
35	DC2621223	1	3" Sight Glass 10L	67	DC9920026	1	Decal, Read Instruction
35	DC2622223	1	5" Sight Glass 20L	70	★DC9356037	1	Valve Gasket (Not shown)
35	DC9969223	1	7" Sight Glass 40L	70	★F786167	1	Valve Gasket VM32 (not shown)
36	B1006006	1	Plug SAE#8 (4L & 8L)	---	DC6665098	1	Plate For No Valve (not shown)
37	★DC9551920	1	Reservoir & MPE Gasket	---	VALVE		See Valve Chart
				148	Not Available	1	Decal, Product Spec (DC6661026)

★ Items included in Seal Kit ZE3K.

Model	Repair Part Sheet Number
VM22	L2649
VM32	L2612
3-T-P-B-I (VM33)	L2613
3-T-P-B-X (VM33L)	L2613
4-T-P-B-I (VM43)	L2613
4-T-P-B-X (VM43L)	L2613

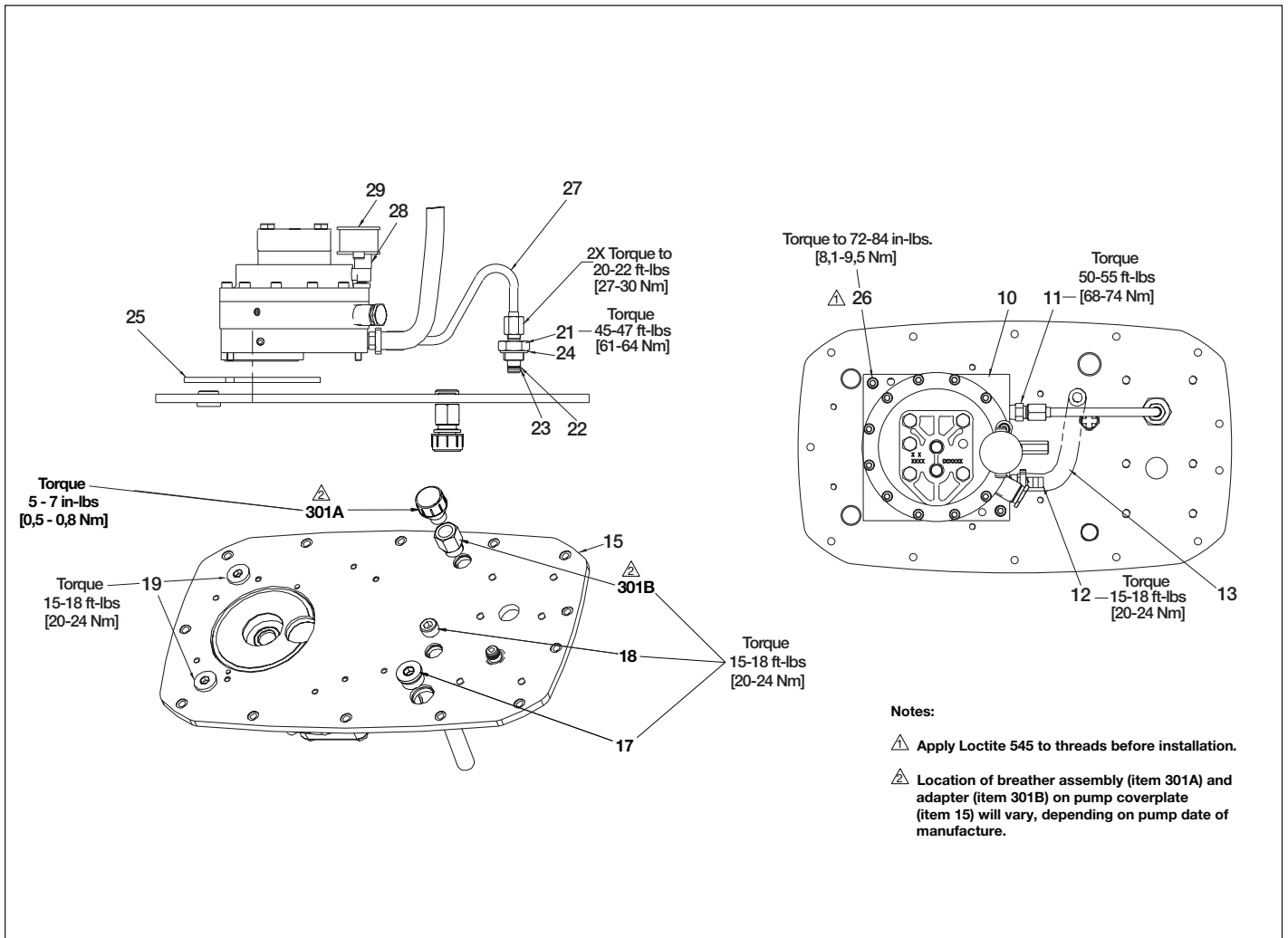


Figure 3, Basic Assembly

Repair Parts List for Figure 3							
Item	Part Number	Qty.	Description	Item	Part Number	Qty.	Description
10	Pump Element	1	see RPS L2596 for MPE	24	★DC9271167	1	Copper Gasket
11	F100094-246	1	Fitting 5-4 FTX-S	25	DC9551920	1	Reservoir & MPE Gasket
12	F100097-16	1	Fitting, Standard Pump	26	CBE621028-1A	2	SHCS M6X20
13	DC9335646	1	Hose, Bypass 8"	27	DC9663920	1	Tube ASM Steel ZE Pump
15	DC9451101	1	Cover Plate ZE	28	DC9524268	1	Intake Tube 3" 20L
17	B1007006	1	Plug SAE #10		DC9602268	1	Intake Tube 4" 8L
18	A1009245	1	3/8 Flush Plug		DC9601268	1	Intake Tube 2" 10L
19	B1006006	2	Plug SAE #8 Standard Pump		DC9603268	1	Intake Tube 6.5" 40L
21	DC9173690	1	Connector Fitting	29	DC9178118	1	Intake Filter
22	★B1012564	1	Back-up	301A	DC8250006	1	Breather Assembly
23	★B1012203	1	O-Ring	301B	F100096-38	1	Adapter Fitting

★ Items included in Seal Kit ZE3K.

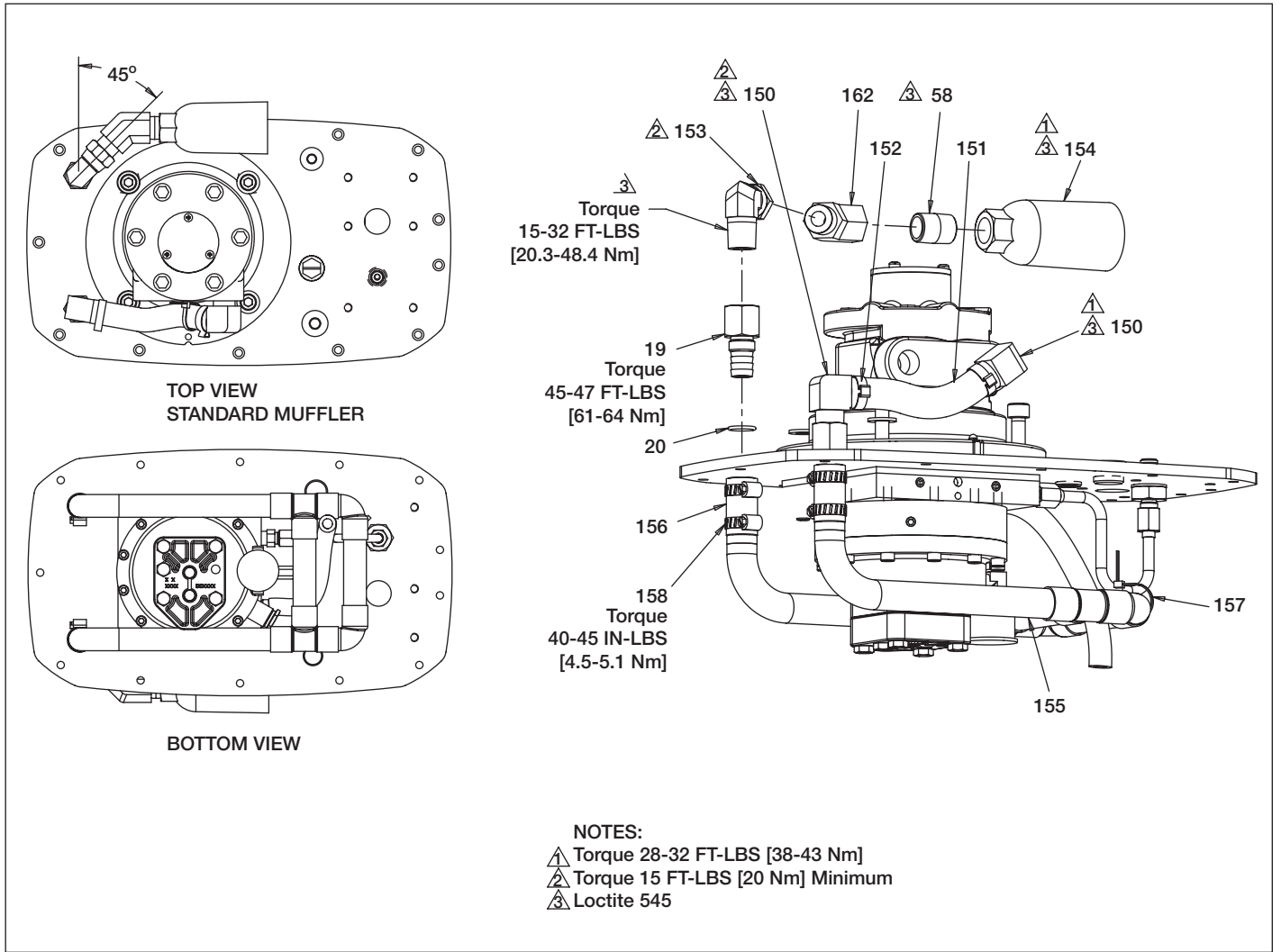


Figure 4, Heat Exchanger

Repair Parts List for Figure 4							
Item	Part Number	Qty.	Description	Item	Part Number	Qty.	Description
19	DC8035038	2	Adapter	154	DC8032116	1	Muffler, Parker
20	B1908503	2	O-Ring BUNA-N	155	DC8039471	1	Heat Exchanger Coil
58	DC8097095	1	1/2 NPT Short Pipe	156	DC8043646	2	Hose 5/8 ID
150	DC8036038	2	Elbow 5/8 Barbed to 1/2 NPT	157	DC9989647	1	Cable Tie 12.5"
151	DC8046646	1	Hose 5/8 ID 4.9"	158	CB40299	4	Hose Clamp
152	DC8038299	2	Hose Clamp 5/8"	162	DA1235095	1	Fitting 1/2 NPT
153	DC8126095	1	Elbow 1/2 NPT				

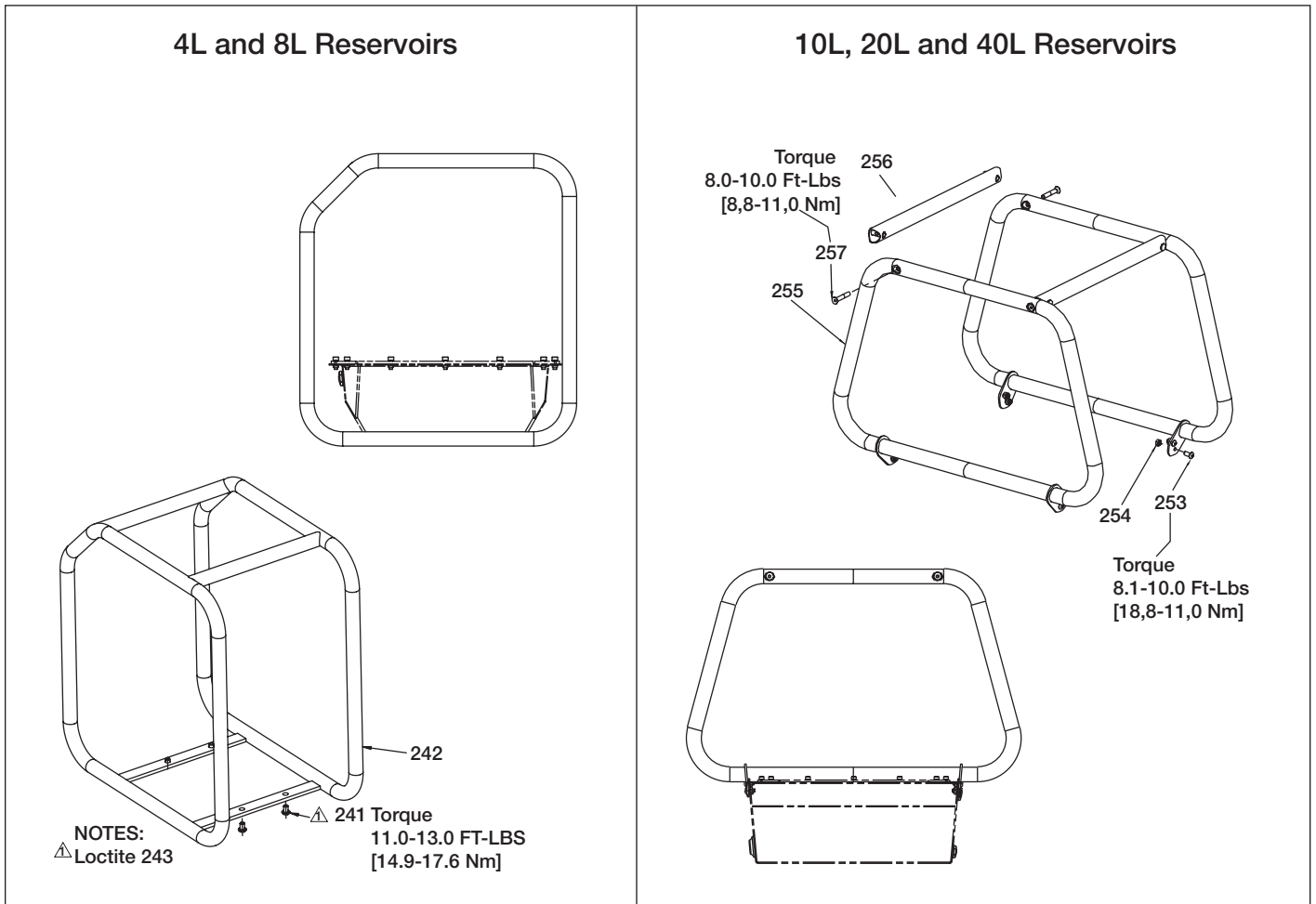


Figure 5, Roll Bar Assembly

Repair Parts List for Figure 5

Item	Part Number	Qty.	Description	Item	Part Number	Qty.	Description
241	CBE817028-1E	4	BHCS M8x12	256	DC9460268	2	Roll Bar Spacer 10L
242	DC8040920	1	Roll Cage, 4L & 8L		DC9461268	2	Roll Bar Spacer 20L
253	CBE819028-1E	8	M8 X16 BHCS		DC9462268	2	Roll Bar Spacer 40L
254	CBE1080120-2A	8	M8 Lock Nut	257	DC9988028	4	M8 X 50 FHCS
255	DC9618920	2	Roll Bar Side 10, 20 and 40L				

ROLL BAR KITS

Part Number	Fits Reservoir Size:
ZRC-04	4L and 8L
ZRB-10	10L
ZRB-20	20L
ZRB-40	40L

TROUBLESHOOTING:

Only qualified hydraulic technicians should service the pump or system components. A system failure may or may not be the result of a pump malfunction. To determine the cause of the problem, the complete system must be included in any diagnostic procedure.

TROUBLESHOOTING GUIDE		
PROBLEM	POSSIBLE CAUSE	REPAIR ACTION
Pump will not start	No air to pump	Make sure air is not shut off to pump Check air line for blockage
	Low air pressure	Check air pressure setting at air pressure regulator
	Low air SCFM	Make sure air compressor has enough SCFM to operate pump
	Air valve not working	Replace air valve
	Air motor not working	Replace air motor
Pump fails to build pressure	External leak in system	Repair any external components that are leaking
	Internal leak in pump	See RPS L2596 for basic pump assembly
	Internal leak in valve	See RPS for specific control valve as listed on valve chart
	Internal leak in system component	Repair system component
Pump builds less than full pressure	Relief valve set too low	Adjust relief valve
	External leak in system	Repair leak
	Internal leak in pump	Back pressure test, locate and repair leak (See RPS L2596)
	Internal leak in valve	See RPS for specific control valve as listed on valve chart
	Internal leak in system component	Repair system component
Pump builds full pressure, but load does not move	Load greater than cylinder capacity at full pressure	Higher capacity cylinder is needed to lift load
	Flow to cylinder blocked	Check system components

